

### FEATURES








- CREE 3 X XPG-R5
- 4000mAh 4.2V Li-ion Battery
- Car charger and AC-DC charger
- Fully Charged in 5 hours
- Depth Tested to 100 meters
- Superior Hard Anodized Finish
- Aircraft Grade Aluminum Alloy
- Slide Magnetic Switch
- Exceptionally Powerful Beam

### DIMENSIONS

Length: 140mm ,Head Diameter:ø51mm  
 Body Diameter: ø34mm  
 Weight: 330g (Including Battery)

### ACCESSORIES

Car Charger and AC-DC Charger , 26650 4000MAH/4.2V, Lanyard

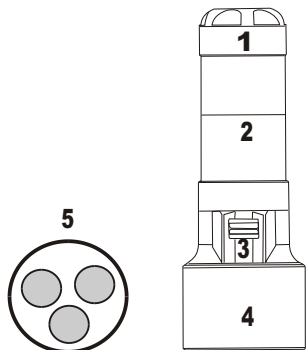
STANDARD	LOW	LOW... 	HIGH	HIGH
	50lm	50 → 1000lm		1000 lm
	60 hrs	60 → 2.3 hrs		2.3hrs
	190m (Beam Distance)			
	2300LUX (Peak Beam Intensity)			
	2m (Impact Resistant)			
	IPX-8, 100meters (Underwater and Diving)			

### NOTICE

Stated data has been measured according to the international flashlight testing standards in the laboratory. The data may vary with environment conditions.

### STRUCTURE

- 1.Tail
- 2.body
- 3.Slide Magnetic Switch
- 4.head
- 5.CREE 3 X XPG-R5

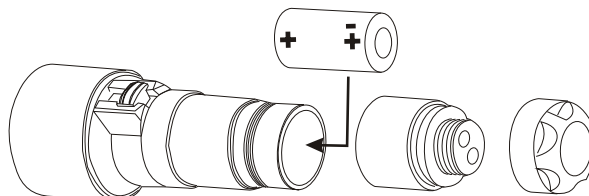


### WARNING

1. Battery must be inserted with the positive (+) end toward the torch head.
2. Do not use an alternative battery
3. Avoid any impact with glass lens.
4. Do not shine the light directly into eyes.
5. Remove from charger when fully charged
6. No using when charging. And take down the flashlight exceed 7hrs if the Charger light still flashes, then feedback to us or local distributor.
7. Dry the charge hole after every dive to inhibits its oxidation

### BATTERY INSTALLATION

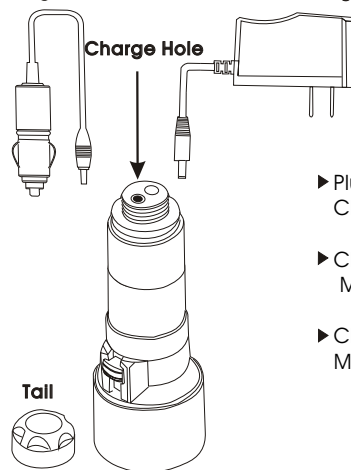
Insert 1 × 26650 Li-ion with the positive (+) end pointing toward the flashlight head. Attention to battery polarity.



### CHARGIN:

Two charging methods is available

Car Charger AC100-240V Charger



- ▶ Plug the charger into the Charge hole of the flashlight.
- ▶ Charge indicator flash red Means :charging
- ▶ Charge indicator flash green Mean: charging is over.

### Note:

TC06's depth rated to 100meters, even without the tail

### WARRANTY

1. Your ATORCH. is covered by a full 12 months warranty. (Battery with only half-year warranty)
2. Within 14 days of purchase, if a fault occurs due to a manufacturing defect your ATORCH. will be replaced (proof of purchase required).
3. After 14 days and within 12 months of purchase your ATORCH. will be repaired or replaced (excludes accidental damage or damage caused by misuse).
4. Exceed the 12 months warranty period, your ATORCH. will be repaired at cost (if repairable). In all cases, the cost of any inward and outward shipping will be the customer's responsibility.

### Please Note The warranty does NOT cover the following:

1. Damage caused by disassembly or modification.
2. External cosmetic damage, caused by normal use or misuse.
3. Damage caused by incorrect battery insertion (reversed polarity) or battery leakage.

Details of warranty service, please contact with your regional Distributor/dealer or send an email to [info@atorch.net](mailto:info@atorch.net) directly.