

ATORCH®

WIRELESS CHARGING LED LIGHTS

Incorporates the innovative wireless induction charging technology.
Most convenient charging method brings a special taste of lights

FEATURES

- CREE XM-L T6
- 4000mAh 4.2V Li-ion Battery
- Innovative Wireless Charging System
- Fully Charged in 10-14 hours
- Depth Tested to 100 meters
- Superior Hard Anodized Finish
- Aircraft Grade Aluminum Alloy
- Slide Magnetic Switch
- Exceptionally Powerful Beam

DIMENSIONS

Length: 210mm ,Head Diameter:φ59.5mm
Body Diameter: φ39.5mm
Weight: 548g (Including Battery)

ACCESSORIES

Wireless Charger, 26650 4000MAH/4.2V, Lanyard

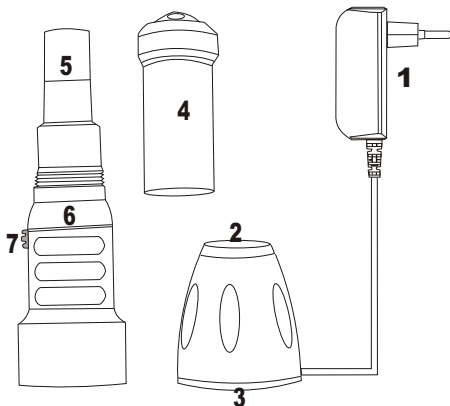
STANDARD	LOW	LOW.....	HIGH	HIGH
	50lm	50 → 910lm	910lm	910lm
	60 hrs	60 → 2 hrs	2hrs	2hrs
	438m (Beam Distance)			
	28600lux (Distance 1 meter)			
	0.5m (Impact Resistant)			
	IPX-8, 100meters (Underwater and Diving)			

NOTICE

Stated data has been measured according to the international flashlight testing standards in the laboratory.
The data may vary with environment conditions.

STRUCTURE

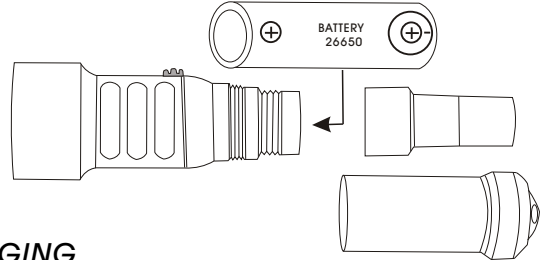
- 1.AC-DC Power Adaptor
- 2.Wireless Charger Base
- 3.Charge Indicator Light
- 4.Tail
- 5.Receiver
- 6.Rechargeable Battery
- 7.Slide Magnetic Switch



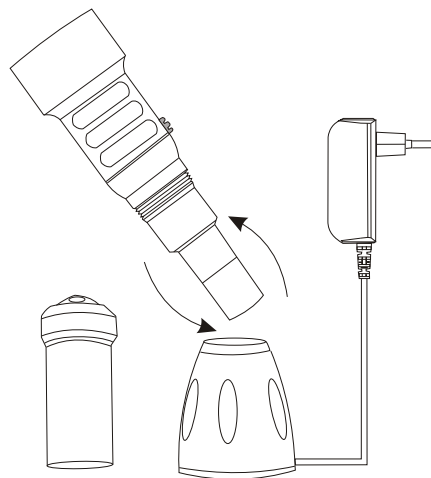
AT02 User Manual

BATTERY INSTALLATION

Insert 1 × 26650 Li-ion with the positive (+) end pointing toward the flashlight head. Attention to battery polarity.



CHARGING



- ▶ Plug in and switch on the Power adaptor.
- ▶ Carefully place the 'Receiver' end into the charging base.
- ▶ Charge indicator will flash green when charging (and extinguish when complete)

Note:

1. It is normal for the receiver, charging base or battery to become warm Whilst charging.
2. Take care when replacing the receiver cover, to protect the O-rings.

WARRANTY

1. Your ATORCH. is covered by a full 12 months warranty. (Battery with only half-year warranty)
2. Within 14 days of purchase, if a fault occurs due to a manufacturing defect your ATORCH. will be replaced (proof of purchase required).
3. After 14 days and within 12 months of purchase your ATORCH. will be repaired or replaced (excludes accidental damage or damage caused by misuse).
4. Exceed the 12 months warranty period, your ATORCH. will be repaired at cost (if repairable). In all cases, the cost of any inward and outward shipping will be the customer's responsibility.

Please Note The warranty does NOT cover the following:

1. Damage caused by disassembly or modification.
2. External cosmetic damage, caused by normal use or misuse.
3. Damage caused by incorrect battery insertion (reversed polarity) or battery leakage.

Details of warranty service, please contact with your regional Distributor/dealer or send an email to info@atorch.net directly.

WARNING

1. Battery must be inserted with the positive (+) end toward the torch head.
2. Do not use an alternative battery
3. Avoid any impact with the receiver and glass lens.
4. Do not shine the light directly into eyes.
5. Remove from charging base when fully charged
6. No using when charging. And take down the flashlight exceed 16 hours if the Charger light still flashes, then feedback to us or local distributor.

Web site: www.atorch.net
TEL: 086-0769-87181428
ATORCH LIGHTING